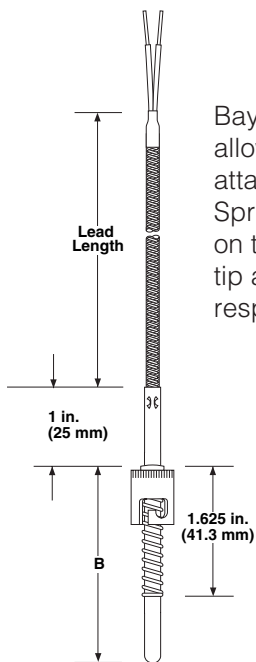


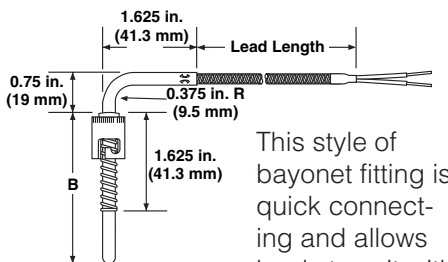
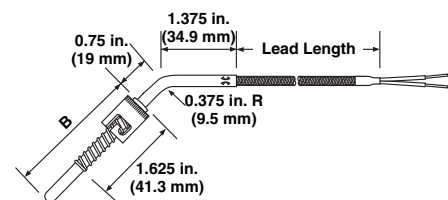
Thermocouples

General Applications

Rigid Sheath Fixed Bayonet Style



Bayonet fittings allow rapid attachment. Spring pressure on the junction tip assures fast response time.



This style of bayonet fitting is quick connecting and allows leads to exit with a protective sheath.

① Reference page 29 to calculate "B" dimension.

*Not available with 1/8 inch diameter sheath.

Metric sizes available for made-to-order units, consult factory. Minimum order quantity may apply.

Rapid Ship Sensors

Rapid Ship sensors come with 3/16 inch diameter sheath, 24 gauge stranded fiberglass lead with stainless steel overbraid, grounded junction and a split lead termination.

Calibration	"B" Dimension		Lead Length		Part Number
	in.	(mm)	in.	(mm)	
J	2	(51)	48	(1219)	30DJSGD048A
			96	(2438)	30DJSGD096A
	3	(76)	48	(1219)	30DJSGF048A
			96	(2438)	30DJSGF096A
	4	(102)	48	(1219)	30DJSGH048A
			96	(2438)	30DJSGH096A

Custom Ordering Information—Items in **Bolded Green Type** are preferred with shorter lead times.

1 2 3 4 5 6 7 8 9 10 11

1-2. Construction Style

30 = Bayonet cap with spring, straight

31 = Bayonet cap with spring, 45° bend

32 = Bayonet cap with spring, 90° bend

3. Sheath Diameter (inch), 316 SS

C = 1/8 S = 1/8 epoxy sealed 149°C (300°F)

D = 3/16 T = 3/16 epoxy sealed 149°C (300°F)

4. Calibration

J = Type J T = Type T

K = Type K E = Type E

5. Lead Protection

F = Fiberglass (24 gauge stranded)

S = Fiberglass with stainless steel overbraid (24 gauge stranded)

H = Fiberglass with stainless steel hose (24 gauge stranded)

*P = Fiberglass (20 gauge stranded)

***B = Fiberglass with stainless steel overbraid (20 gauge stranded)**

***C = Fiberglass with stainless steel hose (20 gauge stranded)**

O = Plug or jack termination on sheath fiberglass (24 gauge stranded)

T = PFA (24 gauge stranded)

U = PFA with stainless steel overbraid (24 gauge stranded)

K = PFA with stainless steel hose (24 gauge stranded)

*V = PFA (20 gauge stranded)

*W = PFA with stainless steel overbraid (20 gauge stranded)

*Y = PFA with stainless steel hose (20 gauge stranded)

6. Junction

F = Grounded, flat tip

P = Ungrounded, drill point

G = Grounded, round tip

E = Exposed

D = Grounded, drill point

*H = Grounded, round tip, dual element

R = Ungrounded, flat tip

*S = Ungrounded, round tip, dual element

U = Ungrounded, round tip

7. "B" Dimension^① (inches)

D = 2 G = 3 1/2 K = 5 N = 6 1/2 R = 8 U = 9 1/2 Z = 12

E = 2 1/2 H = 4 L = 5 1/2 P = 7 S = 8 1/2 W = 10

F = 3 J = 4 1/2 M = 6 Q = 7 1/2 T = 9 Y = 11

8-10. Lead Length (inches)

012, 024, 036, 040, 048, 060, 072, 079, 096 and 120

Available lengths: 006 to 360, over 360 consult factory

11. Terminations/Options

A = Standard, 2 1/2 inch split leads

B = 2 1/2 inch split leads with #6 spade lugs

C = 2 1/2 inch split leads with #6 spade lugs and BX connector

D = Standard male plug, quick disconnect

E = Standard female jack, quick disconnect

F = Miniature male plug, quick disconnect

G = Miniature female jack, quick disconnect

H = 1/4 inch push-on connector

R = Double slotted 12 mm bayonet cap, split end leads

S = Double slotted 15 mm bayonet cap, split end leads

Thermocouples